

# REPORT

**Pedernales Electric  
Cooperative, Inc.  
2014 Board of Director  
Election  
6/21/2014**

Survey & Ballot Systems  
7653 Anagram Drive  
Eden Prairie, MN 55344-7311  
800-974-8099  
[surveyandballotsystems.com](http://surveyandballotsystems.com)



June 21, 2014

Don Richards  
Outside General Counsel  
201 South Avenue F  
Johnson City, TX 78636

Dear Mr. Richards:

As the election contractor for the Pedernales Electric Cooperative, Inc. (PEC), we are pleased to provide you with the official tabulation for the 2014 Board of Director Election from ballots qualified in accordance with the election specifications, as approved by the PEC.

The following reports are tabulated from ballots received on or before June 13, 2014. The only exception are ballots received by June 20, 2014 and any ballots received at the annual meeting held on June 21, 2014. These certified results account for 17,813 ballots cast from 219,571 eligible members, yielding a participation rate of 8.11%.

Also provided are supporting reports, including a Votes by District, a DirectVote® Rating and a DirectVote® Comments Report.

We greatly appreciate the opportunity to serve the PEC with election services and wish you great success in the coming year. If you have any questions regarding the enclosed information, please do not hesitate to call me at (800) 974-8099, Ext. 325.

Sincerely,



John Herzog  
Survey & Ballot Systems

Enclosure(s)



**PEDERNALES ELECTRIC COOPERATIVE, INC.  
2014 BOARD OF DIRECTOR ELECTION**


Summary:	Page 1
Results:	Page 2
Votes by District:	Page 4
DirectVote® Rating:	Page 10
DirectVote® Comments:	Page 11





**PEDERNALES ELECTRIC COOPERATIVE, INC.  
2014 BOARD OF DIRECTOR ELECTION**

Eligible Voters:	219,571
Paper Ballots:	11,860
Web Ballots:	5,737
Duplicate - Paper Removed:	107
Duplicate - Web Removed:	6
Final Paper Ballots:	11,753
Final Web Ballots:	5,731
Onsite Ballots:	329
Total Returns:	17,813
Percent Returned:	8.11%

Certified by Survey & Ballot Systems

  
 \_\_\_\_\_ 6/21/2014  
 John Herzog Date  
 Survey & Ballot Systems

  
 \_\_\_\_\_ 6/21/2014  
 Date  
 Notary Public





**PEDERNALES ELECTRIC COOPERATIVE, INC.  
2014 BOARD OF DIRECTOR ELECTION**

Director District 2

Vote for: 1	Votes	Percent	
Emily Pataki	8,943	51.6%	DECISION
William D. (Bill) Boggs	8,393	48.4%	
	Total Valid Ballots:	17,336	
	Total Unexercised:	475	
	Total Invalid:	2	
	Total Ballots Cast:	17,813	

Director District 3

Vote for: 1	Votes	Percent	
Kathryn Scanlon	7,966	46.1%	DECISION
Don Zimmerman	4,488	26.0%	
Arnold LeVine	3,037	17.6%	
Judy Lawler Pokorny	1,794	10.4%	
	Total Valid Ballots:	17,285	
	Total Unexercised:	509	
	Total Invalid:	19	
	Total Ballots Cast:	17,813	



**PEDERNALES ELECTRIC COOPERATIVE, INC.  
2014 BOARD OF DIRECTOR ELECTION**

PEC Referendum on Election Method for Directors

Vote for: 1	Votes	Percent	
All At-Large Voting	9,219	53.7%	DECISION
Single-Member District Voting	7,957	46.3%	
	Total Valid Ballots:	17,176	
	Total Unexercised:	636	
	Total Invalid:	1	
	Total Ballots Cast:	17,813	



**PEDERNALES ELECTRIC COOPERATIVE, INC.  
2014 BOARD OF DIRECTOR ELECTION**

	Total Members	Paper Ballots	Web Ballots	Total Ballots	% Received
<b>Director District 2</b>					
<b>District</b>					
<b>1</b>	<b>29,155</b>				
Emily Pataki		944	341	1,285	4.4%
William D. (Bill) Boggs		994	312	1,306	4.5%
<b>2</b>	<b>37,440</b>				
Emily Pataki		878	609	1,487	4.0%
William D. (Bill) Boggs		785	456	1,241	3.3%
<b>3</b>	<b>34,454</b>				
Emily Pataki		784	577	1,361	4.0%
William D. (Bill) Boggs		672	445	1,117	3.2%
<b>4</b>	<b>29,451</b>				
Emily Pataki		827	457	1,284	4.4%
William D. (Bill) Boggs		925	460	1,385	4.7%
<b>5</b>	<b>22,208</b>				
Emily Pataki		890	347	1,237	5.6%
William D. (Bill) Boggs		850	265	1,115	5.0%
<b>6</b>	<b>26,863</b>				
Emily Pataki		861	354	1,215	4.5%
William D. (Bill) Boggs		936	347	1,283	4.8%



**PEDERNALES ELECTRIC COOPERATIVE, INC.  
2014 BOARD OF DIRECTOR ELECTION**

	Total Members	Paper Ballots	Web Ballots	Total Ballots	% Received
Director District 2					
<b>District</b>					
<b>7</b>	<b>33,495</b>				
Emily Pataki		608	274	882	2.6%
William D. (Bill) Boggs		554	241	795	2.4%
Unspecified					
	<b>6,505</b>				
Emily Pataki		121	71	192	3.0%
William D. (Bill) Boggs		99	52	151	2.3%





**PEDERNALES ELECTRIC COOPERATIVE, INC.  
2014 BOARD OF DIRECTOR ELECTION**

	Total Members	Paper Ballots	Web Ballots	Total Ballots	% Received
<b>Director District 3</b>					
<b>District</b>					
<b>1</b>	<b>29,155</b>				
Judy Lawler Pokorny		213	44	257	0.9%
Kathryn Scanlon		834	307	1,141	3.9%
Arnold LeVine		355	103	458	1.6%
Don Zimmerman		524	197	721	2.5%
<b>2</b>	<b>37,440</b>				
Judy Lawler Pokorny		259	141	400	1.1%
Kathryn Scanlon		699	456	1,155	3.1%
Arnold LeVine		270	164	434	1.2%
Don Zimmerman		396	282	678	1.8%
<b>3</b>	<b>34,454</b>				
Judy Lawler Pokorny		211	149	360	1.0%
Kathryn Scanlon		652	450	1,102	3.2%
Arnold LeVine		210	132	342	1.0%
Don Zimmerman		401	305	706	2.0%
<b>4</b>	<b>29,451</b>				
Judy Lawler Pokorny		135	56	191	0.6%
Kathryn Scanlon		917	472	1,389	4.7%
Arnold LeVine		292	155	447	1.5%
Don Zimmerman		410	232	642	2.2%



**PEDERNALES ELECTRIC COOPERATIVE, INC.  
2014 BOARD OF DIRECTOR ELECTION**

	Total Members	Paper Ballots	Web Ballots	Total Ballots	% Received
<b>Director District 3</b>					
<b>District</b>					
<b>5</b>	<b>22,208</b>				
Judy Lawler Pokorny		157	43	200	0.9%
Kathryn Scanlon		760	283	1,043	4.7%
Arnold LeVine		360	109	469	2.1%
Don Zimmerman		462	177	639	2.9%
<b>6</b>	<b>26,863</b>				
Judy Lawler Pokorny		151	53	204	0.8%
Kathryn Scanlon		839	351	1,190	4.4%
Arnold LeVine		381	117	498	1.9%
Don Zimmerman		423	179	602	2.2%
<b>7</b>	<b>33,495</b>				
Judy Lawler Pokorny		110	40	150	0.4%
Kathryn Scanlon		523	271	794	2.4%
Arnold LeVine		245	83	328	1.0%
Don Zimmerman		283	122	405	1.2%
<b>Unspecified</b>	<b>6,505</b>				
Judy Lawler Pokorny		24	8	32	0.5%
Kathryn Scanlon		100	52	152	2.3%
Arnold LeVine		38	23	61	0.9%
Don Zimmerman		57	38	95	1.5%



**PEDERNALES ELECTRIC COOPERATIVE, INC.  
2014 BOARD OF DIRECTOR ELECTION**

	Total Members	Paper Ballots	Web Ballots	Total Ballots	% Received
PEC Referendum on Election Method for Directors					
<b>District</b>					
<b>1</b>	<b>29,155</b>				
All At-Large Voting		953	349	1,302	4.5%
Single-Member District Voting		953	305	1,258	4.3%
<b>2</b>	<b>37,440</b>				
All At-Large Voting		902	587	1,489	4.0%
Single-Member District Voting		719	464	1,183	3.2%
<b>3</b>	<b>34,454</b>				
All At-Large Voting		791	569	1,360	3.9%
Single-Member District Voting		646	455	1,101	3.2%
<b>4</b>	<b>29,451</b>				
All At-Large Voting		990	503	1,493	5.1%
Single-Member District Voting		736	419	1,155	3.9%
<b>5</b>	<b>22,208</b>				
All At-Large Voting		863	303	1,166	5.3%
Single-Member District Voting		879	309	1,188	5.3%
<b>6</b>	<b>26,863</b>				
All At-Large Voting		948	369	1,317	4.9%
Single-Member District Voting		833	325	1,158	4.3%



**PEDERNALES ELECTRIC COOPERATIVE, INC.  
2014 BOARD OF DIRECTOR ELECTION**

	Total Members	Paper Ballots	Web Ballots	Total Ballots	% Received
PEC Referendum on Election Method for Directors					
<b>District</b>					
<b>7</b>	<b>33,495</b>				
All At-Large Voting		624	286	910	2.7%
Single-Member District Voting		532	223	755	2.3%
<b>Unspecified</b>	<b>6,505</b>				
All At-Large Voting		119	63	182	2.8%
Single-Member District Voting		100	59	159	2.4%